



# Miami-Dade & Florida Approved

NOA NO: 22-0214.03, FL #35022

Approved Products: PN# 17662 – QB2 WITH 3" MICROFLASHING®



Part #	Box Quantity
17662	3" Microflashing® (25); 4" QB2 (25); L-Foot (25)

PATENT # 8448407

# TABLE OF CONTENTS

**3** MIAMI-DADE NOTICE OF ACCEPTANCE (NOA)

---

**7** FLORIDA APPROVAL LETTER

---

**8** FLORIDA BUILDING CODE APPROVED APPLICANT PAGE

---

**9** FLORIDA PRODUCT EVALUATION

---

**11** ENGINEERING REPORT  
LOAD TEST

---

**17** ENGINEERING REPORT  
TAS 100(A)

---



DEPARTMENT OF REGULATORY AND ECONOMIC RESOURCES (RER)  
BOARD AND CODE ADMINISTRATION DIVISION  
**NOTICE OF ACCEPTANCE (NOA)**

MIAMI-DADE COUNTY  
PRODUCT CONTROL SECTION  
11805 SW 26 Street, Room 208  
Miami, Florida 33175-2474  
T (786) 315-2590 F (786) 315-2599  
[www.miamidade.gov/economy](http://www.miamidade.gov/economy)

**Quickscrews Int'l Corp.**  
5830 Las Positas Rd.  
Livermore, CA 94551

**SCOPE:**

This NOA is being issued under the applicable rules and regulations governing the use of construction materials. The documentation submitted has been reviewed and accepted by Miami-Dade County RER-Product Control Section to be used in Miami-Dade County and other areas where allowed by the Authority Having Jurisdiction (AHJ).

This NOA shall not be valid after the expiration date stated below. The Miami-Dade County Product Control Section (In Miami-Dade County) and/ or the AHJ (in areas other than Miami-Dade County) reserve the right to have this product or material tested for quality assurance purposes. If this product or material fails to perform in the accepted manner, the manufacturer will incur the expense of such testing and the AHJ may immediately revoke, modify, or suspend the use of such product or material within their jurisdiction. RER reserves the right to revoke this acceptance if it is determined by Miami-Dade County Product Control Section that this product or material fails to meet the requirements of the applicable building code.

This product is approved as described herein and has been designed to comply with the Florida Building Code, including the High Velocity Hurricane Zone.

**DESCRIPTION: Quick Bolt QB2 Stainless Steel L-Foot and 3" Microflashing Solar Mount**

**APPROVAL DOCUMENT:** Drawing No. **QB2HVHZ**, titled "QB2 Kit with SS L-Foot and 3" Microflashing", sheets 1 through 2 of 2, prepared by QuikBolt a div of Quickscrews Int'l Corp., dated on 02/24/2024, signed and sealed by Scott Wolters, P.E., bearing the Miami-Dade County Product Control revision stamp with the Notice of Acceptance number and approval date by the Miami-Dade County Product Control Section.

**MISSILE IMPACT RATING: None**

**LABELING:** Each box shall bear a permanent label with the manufacturer's name or logo, city, state and following statement: "Miami-Dade County Product Control Approved or MDCPCA", unless otherwise noted herein.

**RENEWAL** of this NOA shall be considered after a renewal application has been filed and there has been no change in the applicable building code negatively affecting the performance of this product.

**TERMINATION** of this NOA will occur after the expiration date or if there has been a revision or change in the materials, use, and/or manufacture of the product or process. Misuse of this NOA as an endorsement of any product, for sales, advertising or any other purposes shall automatically terminate this NOA. Failure to comply with any section of this NOA shall be cause for termination and removal of NOA.

**ADVERTISEMENT:** The NOA number preceded by the words Miami-Dade County, Florida, and followed by the expiration date may be displayed in advertising literature. If any portion of the NOA is displayed, then it shall be done in its entirety.

**INSPECTION:** A copy of this entire NOA shall be provided to the user by the manufacturer or its distributors and shall be available for inspection at the job site at the request of the Building Official.

This NOA **revises NOA # 22-0214.03** and consists of this page 1, evidence page E-1, as well as approval document mentioned above.

The submitted documentation was reviewed by **Carlos M. Utrera, P.E.**



  
04/09/24

NOA No: 24-0306.05  
Expiration Date: June 23, 2027  
Approval Date: April 18, 2024  
Page 1

**Quickscrews Int'l Corp.**

**NOTICE OF ACCEPTANCE: EVIDENCE SUBMITTED**

**1. Evidence submitted under NOA # 22-0214.03 and new**

**A. DRAWINGS**

1. Drawing No. **QB2HVHZ**, titled "QB2 Kit with SS L-Foot and 3" Microflashing", sheets 1 through 2 of 2, prepared by QuikBolt a div of Quickscrews Int'l Corp., dated on 02/24/2024, signed and sealed by Scott Wolters, P.E.

**B. TESTS "*Submitted under NOA # 22-0214.03*"**

1. Test report on Uplift and Shear Allowable Loads of the 4" SS QB2 Kit w/ 3" Microflashing Solar Mount per ASTM D7147-11, prepared by Intertek, Test Report No. **K8370.01-301-18 R1**, dated 06/04/2020, with revision 1 dated 05/10/2022, signed and sealed by Tyler Westerling, P.E.
2. Test report on Wind Driven Rain Resistance of the 4" SS QB2 Kit w/ 3" Microflashing Solar Mount per TAS 100(A)-95, prepared by Intertek, Test Report No. **K8370.02-301-18 R0**, dated 06/04/2020, signed and sealed by Tyler Westerling, P.E.

**C. CALCULATIONS "*Submitted under NOA # 22-0214.03*"**

1. Anchor calculations prepared by Scott Wolters, dated 01/28/2022, signed and sealed by Scott Wolters, P.E.

**D. MATERIAL CERTIFICATIONS**

1. None.

**E. QUALITY ASSURANCE**

1. Miami-Dade Department of Regulatory and Economic Resources (RER).

**F. STATEMENTS**

1. Statement letter of code conformance to the 8<sup>th</sup> edition (2023) of the FBC, issued by Wolters Engineering, dated 02/24/2024, signed and sealed by Scott Wolters, P.E.

***"Submitted under NOA # 22-0214.03"***

2. Drawing statement of code conformance to the 7<sup>th</sup> edition (2020) of the FBC issued by QuikBolt a div of Quickscrews Int'l Corp., dated 01/28/2022, signed and sealed by Scott Wolters, P.E. on 05/26/2022
3. Statement letter of no financial interest issued by Wolters Engineering, dated 01/31/2022, signed and sealed by Scott Wolters, P.E.



---

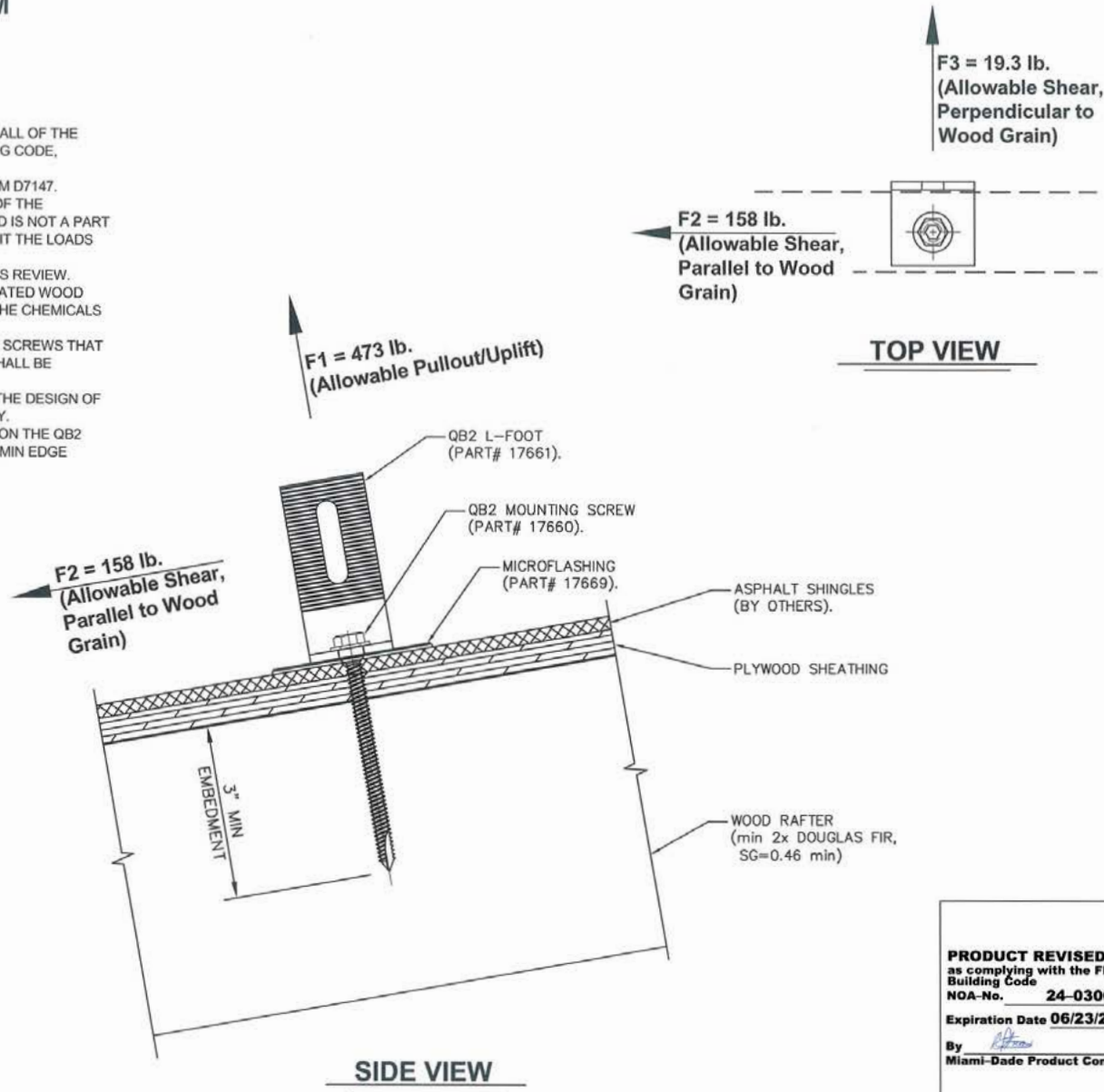
**Carlos M. Utrera, P.E.**  
**Product Control Examiner**  
**NOA No: 24-0306.05**  
**Expiration Date: June 23, 2027**  
**Approval Date: April 18, 2024**

E - 1

# QB2 ANCHOR BRACKET SYSTEM WITH 3" MICROFLASHING.

**GENERAL NOTES:**

1. THIS SYSTEM HAS BEEN DESIGNED AND TESTED TO MEET ALL OF THE REQUIREMENTS OF THE 8TH EDITION (2023) FLORIDA BUILDING CODE, INCLUDING THE HVHZ PROVISIONS.
2. THIS SYSTEM HAS BEEN TESTED PER TAS 100(A) AND ASTM D7147.
3. THE DESIGN OF THE SUBSTRATE IS THE RESPONSIBILITY OF THE ENGINEER OF RECORD OR OTHER SPECIALTY ENGINEER, AND IS NOT A PART OF THIS APPROVAL. THE SUBSTRATE MUST SAFELY TRANSMIT THE LOADS APPLIED TO THIS SYSTEM TO THE BUILDING STRUCTURE.
4. FIRE RATINGS OR FIRE RESISTANCE IS NOT A PART OF THIS REVIEW.
5. ALL ANCHORS SECURING THE SYSTEM TO PRESSURE TREATED WOOD SHALL BE CAPABLE OF RESISTING CORROSION CAUSED BY THE CHEMICALS IN THE WOOD.
6. MATERIALS INCLUDING BUT NOT LIMITED TO STEEL/METAL SCREWS THAT COME INTO CONTACT WITH OTHER DISSIMILAR MATERIALS SHALL BE PROTECTED PER FBC REQUIREMENTS.
7. NO INCREASE IN ALLOWABLE STRESS HAS BEEN USED IN THE DESIGN OF THIS PRODUCT. Cd=1.6 WAS USED FOR WOOD SCREWS ONLY.
8. VALUES SHOWN FOR THE ALLOWABLE LOADS ARE BASED ON THE QB2 MOUNTING SCREW INSTALLED WITH 3" MIN EMBEDMENT, 5/8" MIN EDGE DISTANCE, AND 2 1/2" MIN. END DISTANCE.



**PRODUCT REVISED**  
 as complying with the Florida  
 Building Code  
**NOA-No. 24-0306.05**  
**Expiration Date 06/23/2027**  
 By *[Signature]*  
 Miami-Dade Product Control

REV.#	DATE	DESCRIPTION
1	1/28/22	2023 CODE UPDATE
2	2/24/24	1ST SUBMITTAL

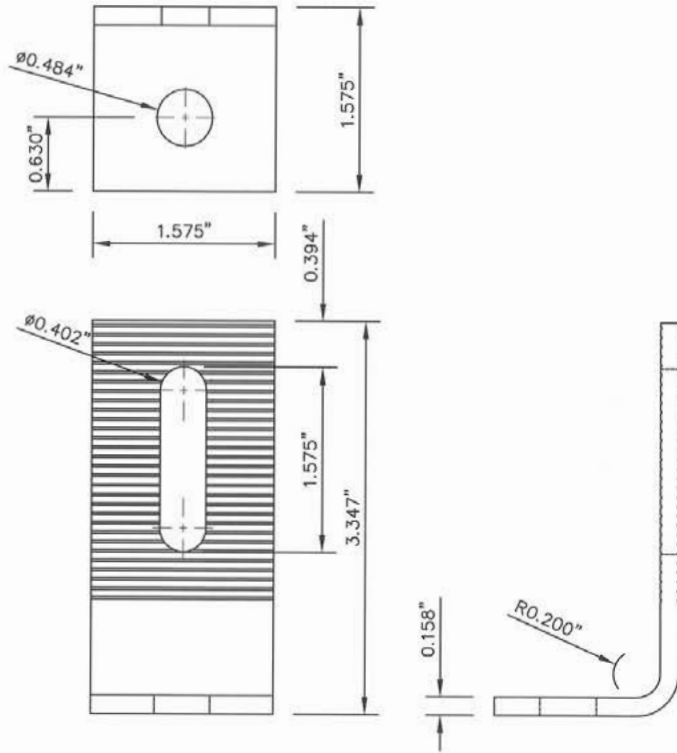
**QuickBOLT**  
 World's First UL Certified Microflashing®  
 PH: (844) 671-6045  
 WWW.QUICKBOLT.COM  
 5830 LAS POSITAS RD  
 LIVERMORE, CA 94551



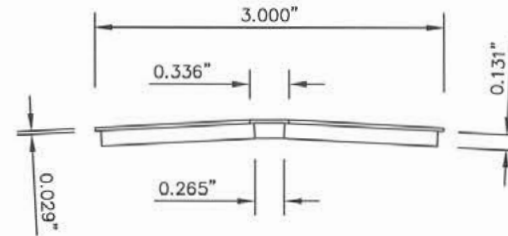
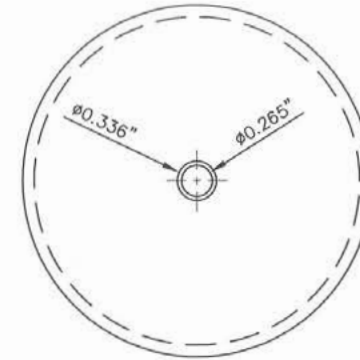
SCOTT WOLTERS  
 FL REG # 62354  
 WOLTERS ENGINEERING  
 (COMM # 27194)  
 15211 57TH ROAD N  
 WEST PALM BEACH, FL 33410  
 PH/FAX: (561) 228-1882

PRODUCT:  
**QB2 KIT WITH  
 SS L-FOOT AND  
 3" MICROFLASHING**  
 DWG: **QB2HVHZ**  
 SHEET: **1/2**

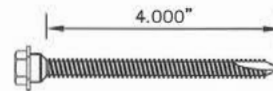
**QB2 ANCHOR BRACKET SYSTEM  
WITH 3" MICROFLASHING.**



PART# 17661 – QB2 L-FOOT BRACKET. (304 SERIES STAINLESS STEEL).



PART# 17669 – 3" MICROFLASHING. 3"  $\phi$  x 0.029" STAINLESS STEEL (304 SERIES) WASHER, WITH 2 7/8"  $\phi$  x 0.131" EPDM GASKET.



PART# 17660 – 5/16"x4" STAINLESS STEEL (304 SERIES) HEX FLANGE DUAL DRIVE WOOD SCREW.

**PRODUCT REVISED**  
as complying with the Florida Building Code  
NOA-No. **24-0306.05**  
Expiration Date **06/23/2027**  
By *[Signature]*  
Miami-Dade Product Control

PRODUCT:  
QB2 KIT WITH  
SS L-FOOT AND  
3" MICROFLASHING  
DWG: QB2HVHZ  
SHEET: 2/2



**QuickBOLT**  
World's First UL Certified Microflashing®  
5630 LAS POSITAS RD PH: (844) 671-6045  
LIVERMORE, CA 94551 WWW.QUICKBOLT.COM

REV.#	DATE	PRINTS ISSUED FOR
1	1/28/22	
2	2/24/24	2023 CODE UPDATE 1ST SUBMITTAL

# FLORIDA APPROVAL LETTER



FL# 35022

December 8th, 2021

To whom this may concern,

QuickBOLT's strongest Top Mount, QB2, has been officially approved by the Florida Department of Business and Professional Regulations. Now that QB2 has been approved, solar installers in Florida can expect an even easier permitting process when submitting designs that include the QB2.

Florida is known for having notoriously high standards for building codes due to its High-Velocity Hurricane Zones (HVHZ), like in Miami Dade County. All new projects must meet a set of requirements to ensure products are secure when tested against these extreme weather conditions. Florida Product Approval Numbers (FL#) are the state measurement for these requirements. This approval requires going through a series of rigorous product evaluations.

QuickBOLT received its Florida Approval in January 2021 for their QB2 Kit with 3" Microflashing®, which mounts over asphalt shingle. Our Florida Approval included TAS 100(A) and Load Testing, which are the same tests required for Miami-Dade approval.

Regards,

Corrina Roberts  
Campaign Manager

# FLORIDA BUILDING CODE

## APPROVED APPLICANT PAGE

FLORIDA DEPARTMENT OF  
**Business & Professional Regulation**




BCIS Home | Log In | User Registration | Hot Topics | Submit Surcharge | Stats & Facts | Publications | Contact Us | BCIS Site Map | Links | Search



OFFICE OF THE SECRETARY

**Product Approval**  
 USER: Public User

Product Approval Menu > Application Detail

<b>FL #</b>	FL35022
<b>Application Type</b>	New
<b>Code Version</b>	2020
<b>Application Status</b>	Approved

**Comments**

Archived

**Product Manufacturer**

Address/Phone/Email  
 QuickBolt - A Division of Quickscrews, Inc.  
 5830 Las Positas Road  
 Livermore, CA 94551  
 (925) 371-8215  
 gwiener@quickscrews.com

**Authorized Signature**

Greg Wiener  
 gwiener@quickscrews.com

**Technical Representative**

Address/Phone/Email

**Quality Assurance Representative**

Address/Phone/Email

**Category**

Subcategory  
 Structural Components  
 Anchors

**Compliance Method**

Evaluation Report from a Florida Registered Architect or a Licensed Florida Professional Engineer  
 Evaluation Report - Hardcopy Received

**Florida Engineer or Architect Name who developed the Evaluation Report**

Scott Wolters

**Florida License**

PE-62354

**Quality Assurance Entity**

Intertek Testing Services NA, Inc. - QA Entity

**Quality Assurance Contract Expiration Date**

12/31/2023

**Validated By**

Lucas A. Turner, P.E., MBA  
 Validation Checklist - Hardcopy Received

**Certificate of Independence**

[FL35022\\_R0\\_COI\\_QB2\\_COI.pdf](#)

**Referenced Standard and Year (of Standard)**

Standard	Year
ASTM D7147	2011
TAS 100(A)	1995

**Equivalence of Product Standards Certified By**

Sections from the Code

**Product Approval Method**

Method 1 Option D

**Date Submitted**

10/24/2020

**Date Validated**

10/26/2020

**Date Pending FBC Approval**

11/01/2020

**Date Approved**

12/16/2020

**Summary of Products**

FL #	Model, Number or Name	Description
35022.1	QB2 Anchor Bracket System	Solar Anchor Bracket with 3" Microflashing.
<b>Limits of Use</b> Approved for use in HVHZ: Yes Approved for use outside HVHZ: Yes Impact Resistant: N/A Design Pressure: N/A Other: Please see Installation Drawings and Eval Report for Limits of Use.		<b>Installation Instructions</b> <a href="#">FL35022_R0_II_Q_Install.pdf</a> <a href="#">FL35022_R0_II_QB2_Dwg.pdf</a> Verified By: Scott Wolters FLPE# 62394 Created by Independent Third Party: Yes <b>Evaluation Reports</b> <a href="#">FL35022_R0_AE_QB2_Eval.pdf</a> Created by Independent Third Party: Yes



# FLORIDA PRODUCT EVALUATION

## WOLTERS ENGINEERING

ENGINEERING, DRAFTING, CONSULTING

15211 97<sup>th</sup> Road N  
West Palm Beach, FL 33412  
Ph/Fx: (561) 225-1982

### PRODUCT EVALUATION

PRODUCT: QB2 ANCHOR BRACKET SYSTEM WITH 3" MICROFLASHING

MANUFACTURER: QUICKBOLT – A DIVISION OF QUICKSCREWS INC.  
5830 LAS POSITAS ROAD  
LIVERMORE, CA 94551

To all concerned,

The QB2 Anchor Bracket System with 3" Microflashing, manufactured by Quickbolt, has been tested per ASTM D7147 and TAS 100(A) by Intertek B&C, with results shown in test reports K8370.01-301-18-R0 and K8370.02-301-18-R0. This anchor bracket system meets all of the requirements of 7<sup>th</sup> Edition (2020) Florida Building Code, including the HVHZ provisions.

#### Technical Documentation:

1. Drawing "QB2HVHZ" dated 10/5//20, signed and sealed by Scott Wolters, PE.
2. Test Reports listed above by Intertek B&C. signed and sealed by Tyler Westerling, PE
3. Supplemental Calculations to support "QB2HVHZ" drawing, signed and sealed by Scott Wolters, PE.

I have reviewed this submittal per the requirements of FAC Product Approval Rule Chapter 61G20-3.005 (4). Based on the limitations listed below and those provided in the documents above, this product meets all the requirements of the 7<sup>th</sup> Edition (2020) Florida Building Code generally, and chapter 15 specifically, including the HVHZ provisions.

Limitations: This Roof System is approved for use inside and outside of the HVHZ.

<u>Max Allowable Loads (ASD):</u>	Direct Tension (F1):	709 lb.
	Strong Axis Shear (F2):	237 lb.
	Weak Axis Shear (F3):	29 lb.

<u>Bracket Dimensions:</u> (304 Series Stainless Steel)	Min. Thickness:	0.158 in
	Min Width:	1.575 in
	Max. Height:	3.347 in

Min. Fastener: 5/16" x 4" 304 Series SS Hex Flange Wood Screw

*SPECIALIZING IN IMPACT RESISTANT CURTAINWALLS, STOREFRONTS, & WINDOWS*

Flashing:


3" Microflashing, made from 3"x.0.29" 304 Series SS Washer  
with 2 7/8" x 0.131" EPDM Gasket

Other Limitations:

1. Fire classification is not a part of this evaluation. Refer to a current Approved Roofing Materials Directory for fire ratings of this product.
2. Design of substrate is by others and is not a part of this evaluation.
3. Existing roofing is not a part of this evaluation.

If you have any questions or need more information concerning this approval, please contact me.

Thank you,

  
Scott Wolters  
FL PE# 62354  
OCT 23 2020



---

SPECIALIZING IN IMPACT RESISTANT CURTAINWALLS, STOREFRONTS, & WINDOWS



# QUICKSCREWS INTERNATIONAL CORP. TEST REPORT

### SCOPE OF WORK

LOAD TESTING OF Part# 17662 – 4.00" QB2 Kit 3" Microflashing® + SS-LFT 25/KTP

### REPORT NUMBER

K8370.01-301-18- R1

### TEST DATE

05/04/20

### ISSUE DATE

06/04/20

### REVISION 1 DATE

05/10/22

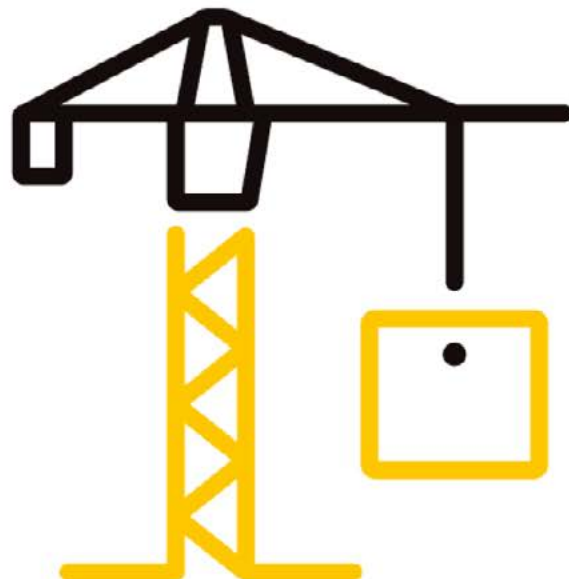
### PAGES

6

### DOCUMENT CONTROL NUMBER

GFT-OP-10c (AUGUST 27, 2018)

© 2017 INTERTEK



**TEST REPORT FOR QUICKSCREWS INTERNATIONAL CORP.**

Report No.: K8370.01-301-18- R1

Date: 05/10/22

**REPORT ISSUED TO**

**QUIKBOLT - A DIVISION OF QUICKSCREWS INTERNATIONAL CORP.**

5830 Las Positas Road  
Livermore, California 94551

**SECTION 1**

**SCOPE**

Intertek Building & Construction (B&C) was contracted by Quickscrews to perform additional load testing on their 3" Microflashing® + SS-LFT 25/KTP anchor bracket system. Testing was conducted at the Intertek B&C test facility in Fresno, California.

Intertek B&C in Fresno, California has demonstrated compliance with ISO/IEC International Standard 17025 and is consequently accredited as a Testing Laboratory (TL-264) by International Accreditation Service, Inc. (IAS).

This report does not constitute certification of this product nor an opinion or endorsement by this laboratory. Intertek B&C will service this report for the entire test record retention period. The test record retention period ends five years after the test date. Test records, such as detailed drawings, datasheets, representative samples of test specimens, or other pertinent project documentation, will be retained for the entire test record retention period.



2022.05.11 10:09:25 -07'00'

For INTERTEK B&C:

**COMPLETED BY:** Dennis Janzen  
**TITLE:** Technician  
  
*Dennis Janzen*  
Digitally Signed by: Dennis Janzen  
**SIGNATURE:**  
**DATE:** 05/10/22

**REVIEWED BY:** Tyler Westerling, P.E.  
**TITLE:** Operations Manager  
  
*Tyler Westerling*  
Digitally Signed by: Tyler Westerling  
**SIGNATURE:**  
**DATE:** 05/10/22

TW:ms

This report is for the exclusive use of Intertek's Client and is provided pursuant to the agreement between Intertek and its Client. Intertek's responsibility and liability are limited to the terms and conditions of the agreement. Intertek assumes no liability to any party, other than to the Client in accordance with the agreement, for any loss, expense or damage occasioned by the use of this report. Only the Client is authorized to permit copying or distribution of this report and then only in its entirety. Any use of the Intertek name or one of its marks for the sale or advertisement of the tested material, product or service must first be approved in writing by Intertek. The observations and test results in this report are relevant only to the sample(s) tested. This report by itself does not imply that the material, product, or service is or has ever been under an Intertek certification program.

## TEST REPORT FOR QUICKSCREWS INTERNATIONAL CORP.

Report No.: K8370.01-301-18- R1

Date: 05/10/22

### SECTION 2

#### SUMMARY OF TEST RESULTS

<b>JOIST CONNECTION PERFORMANCE (DIRECT VERTICAL LOAD - SHEAR PERPENDICULAR) <sup>1</sup></b>	Part# 17662 – 4.00" QB2 Kit 3" Microflashing® + SS-LFT 25/KTP	Load at 1/8 in Displacement
---	---	-----------------------------

2

### SECTION 3

#### TEST METHODS

**ASTM D7147-11 (Reapproved 2018)**, *Standard Specification for Testing and Establishing Allowable Loads of Joist Hangers*

#### Limitations

Bracket systems to the supporting structure is not included in the scope of this testing and would need to be evaluated separately.

### SECTION 4

#### MATERIAL SOURCE/INSTALLATION

All anchor components including wood posts used for the testing reported herein were supplied by Quickscrews and were not independently sampled or selected by a third-party inspection agency.

### SECTION 5

#### LIST OF OFFICIAL OBSERVERS

NAME	COMPANY
Tyler Westerling	Intertek B&C
Dennis Janzen	Intertek B&C

**TEST REPORT FOR QUICKSCREWS INTERNATIONAL CORP.**

Report No.: K8370.01-301-18- R1

Date: 05/10/22

**SECTION 6**

**TEST PROCEDURE**

Specimens were mounted to an Asphalt shingle covered nominal 2x6 Douglas Fir, with moisture ranging from 7% to 12%, frame. Vertical load was applied to the bearing block through a load cell attached to the testing machine. Test speed was 0.200 in/min. Displacement was taken with one linear transducer, attached to the frame, which were zeroed at zero load. Ultimate load was the maximum load the test assembly could withstand in that direction without deflection exceeding 1/8". See photographs in Section 10 for typical test set-up.

**SECTION 7**

**TEST SPECIMEN DESCRIPTION**

COMPONENT	MATERIAL	DESCRIPTION
Microflashing® Part# 17669	Stainless Steel Backed EPDM	3" x 3/16" Thick Microflashing®
L-Foot – Part# 15894SS	0.158" thick Stainless Steel	Measuring 1.575" x 1.575" with a 3.35" tall leg.
QB2 Mount Screw Pt# 17660	5/16" X 4"	Stainless Steel Lag

Refer to photographs in Section 10 and drawings in Section 11 for additional details.

**SECTION 8**

**TEST RESULTS**

**Connection Performance Testing (Direct Vertical Load - Shear - Perpendicular)**

The purpose of this testing was to determine the direct load capacity of the L-foot in three direction in accordance with ASTM D7147.

**Specimen No. 1**

Pounds Load at 0.125" deflection					
Load Direction	Anchor #1	Anchor #2	Anchor #3	Average	With Safety Factor of 3
Bending (weak direction)	58 lbs	60 lbs	59 lbs	58 lbs	19.3 lbs
Pullout	1,415 lbs	1421 lbs	1417 lbs	1,418 lbs	473 lbs
Shear	474 lbs	473 lbs	477 lbs	475 lbs	158 lbs

**TEST REPORT FOR QUICKSCREWS INTERNATIONAL CORP.**

Report No.: K8370.01-301-18- R1

Date: 05/10/22

*Test/Ultimate loads should not be used as design loads or safe working loads.*

**SECTION 9**  
**PHOTOGRAPHS**



**Photo No. 1**  
**Pullout Test**

**TEST REPORT FOR QUICKSCREWS INTERNATIONAL CORP.**

Report No.: K8370.01-301-18- R1

Date: 05/10/22

**SECTION 10**  
**REVISION LOG**

REVISION #	DATE	PAGES	REVISION
0	06/04/20	N/A	Original Report Issue
1	05/10/22	N/A	Updated product and installation details. Added the 3x safety factor.





# QUICKSCREWS INTERNATIONAL CORP. TEST REPORT

**SCOPE OF WORK**

TAS 100(A) TESTING ON Part# 17662 – 4.00" QB2 Kit 3" Microflashing® + SS-LFT 25/KTP

**REPORT NUMBER**

K8370.02-301-18 R0

**TEST DATE**

05/04/20

**ISSUE DATE**

06/04/20

**RECORD RETENTION END DATE**

05/04/25

**PAGES**


11

**DOCUMENT CONTROL NUMBER**

ATI 00479 (07/24/17)

RT-R-AMER-Test-2805

© 2017 INTERTEK



**TEST REPORT FOR QUICKSCREWS INTERNATIONAL CORP.**

Report No.: K8370.02-301-18 R0

Date: 06/04/20

**REPORT ISSUED TO**

**QUIKBOLT - A DIVISION OF QUICKSCREWS INTERNATIONAL CORP.**

5830 Las Positas Road  
Livermore, California 94551

**SECTION 1**

**SCOPE**

Intertek Building & Construction (B&C) was contracted by Quickscrews Company to perform testing in accordance with TAS 100(A) – 95 testing on their 3" Microflashing® + SS-LFT 25/KTP. Results obtained are tested values and were secured by using the designated test method. Testing was conducted at Intertek B&C test facility in Fresno, California.

This report does not constitute certification of this product nor an opinion or endorsement by this laboratory.

**SECTION 2**

**SUMMARY OF TEST RESULTS**

The specimens tested met the performance requirements set forth in the protocols.

**Product Type:** Solar Mounting Fastener  
**Series/Model:** Part# 17662 –  
4.00" QB2 Kit 3" Microflashing® + SS-LFT 25/KTP

SPEC.	TEST PROTOCOL	LEVEL
1	TAS 100(A) – 95	110 MPH



2020.06.04 12:45:20 -07'00'

For INTERTEK B&C:

<b>COMPLETED BY:</b>	Dennis Janzen
<b>TITLE:</b>	Technician
<b>SIGNATURE:</b>	<i>Dennis Janzen</i> <small>Digitally Signed by: Dennis Janzen</small>
<b>DATE:</b>	06/04/20

<b>REVIEWED BY:</b>	Tyler Westerling, P.E.
<b>TITLE:</b>	Operations Manager
<b>SIGNATURE:</b>	<i>Tyler Westerling</i> <small>Digitally Signed by: Tyler Westerling</small>
<b>DATE:</b>	06/04/20

TW:ms

This report is for the exclusive use of Intertek's Client and is provided pursuant to the agreement between Intertek and its Client. Intertek's responsibility and liability are limited to the terms and conditions of the agreement. Intertek assumes no liability to any party, other than to the Client in accordance with the agreement, for any loss, expense or damage occasioned by the use of this report. Only the Client is authorized to permit copying or distribution of this report and then only in its entirety. Any use of the Intertek name or one of its marks for the sale or advertisement of the tested material, product or service must first be approved in writing by Intertek. The observations and test results in this report are relevant only to the sample(s) tested. This report by itself does not imply that the material, product, or service is or has ever been under an Intertek certification program.

**TEST REPORT FOR QUICKSCREWS INTERNATIONAL CORP.**

Report No.: K8370.02-301-18 R0

Date: 06/04/20

**SECTION 3  
TEST METHOD**

The specimens were evaluated in accordance with the following:

**Testing Application Standard (TAS) No. 100(A) - 1995, Test Procedure for Wind and Wind Driven Rain Resistance and/or Increased Windspeed Resistance of Soffit Ventilation Strip and Continuous or Intermittent Ventilation System Installed at the Ridge Area**

**SECTION 4  
MATERIAL SOURCE/INSTALLATION**

Test specimen were provided by the client. Representative samples of the test specimen will be retained by Intertek B&C for a minimum of five years from the test completion date.

The specimen was installed into an asphalt shingle test buck with lexan viewing window on the underside. Installation of the tested product was performed by Intertek B&C.

COMPONENT	MATERIAL	DESCRIPTION
Microflashing® Part# 17669	Stainless Steel Backed EPDM	3" x 3/16" Thick Microflashing®
L-Foot – Part# 15894SS	Stainless Steel	See photos
QB2 Mount Screw Pt# 17660	5/16 X 4"	Stainless Steel Lag

**SECTION 5  
EQUIPMENT**

Calibrated Wind Generator - Reference calibration report I6737.03-801-44-r0 for calibration results.

**SECTION 6  
LIST OF OFFICIAL OBSERVERS**

NAME	COMPANY
Dennis Janzen	Intertek B&C
Tyler Westerling	Intertek B&C

**TEST REPORT FOR QUICKSCREWS INTERNATIONAL CORP.**

Report No.: K8370.02-301-18 R0

Date: 06/04/20

**SECTION 7  
TEST RESULTS**

**Protocol TAS 100(A) – 95, Wind Driven Rain Resistance**

**Test Date:** 05/04/20

The temperature during testing was 35°C (95°F). The results are tabulated as follows:

**Test Specimen test results:**

Wind Speed	Gallons Sprayed	Inches Per Hour	Gallons Collected	Notes
35	75.25	10.06	0	15 Minutes
70	76.09	10.17	0	15 Minutes
90	80.44	10.75	0	15 Minutes
110	25.14	10.08	0	5 Minutes
<b>Total</b>	<b>256.92</b>		<b>0</b>	
1% of total water sprayed	<b>2.5692 Gallons</b>		<b>0 Gallons Collected</b>	<b>Pass</b>

**General Note:** All testing was performed in accordance with the referenced standard.

**SECTION 8  
CONCLUSIONS**

Intertek B&C observed no signs of failure in any area of the test specimens during the test; as such, the test specimens satisfy the requirements of TAS 100(A) – 95.

**TEST REPORT FOR QUICKSCREWS INTERNATIONAL CORP.**

Report No.: K8370.02-301-18 R0

Date: 06/04/20

**SECTION 9**  
**PHOTOGRAPHS**



**Photo No. 1**

**TEST REPORT FOR QUICKSCREWS INTERNATIONAL CORP.**

Report No.: K8370.02-301-18 R0

Date: 06/04/20



**Photo No. 2**



Total Quality. Assured.

1909 10th Street, Suite 100  
Plano, Texas 75074

Telephone: 469-814-0687  
Facsimile: 717-764-4129  
www.intertek.com/building

**TEST REPORT FOR QUICKSCREWS INTERNATIONAL CORP.**

Report No.: K8370.02-301-18 R0

Date: 06/04/20

**SECTION 10**  
**REVISION LOG**

REVISION #	DATE	PAGES	REVISION
0	06/04/20	N/A	Original Report Issue